

Votaciones

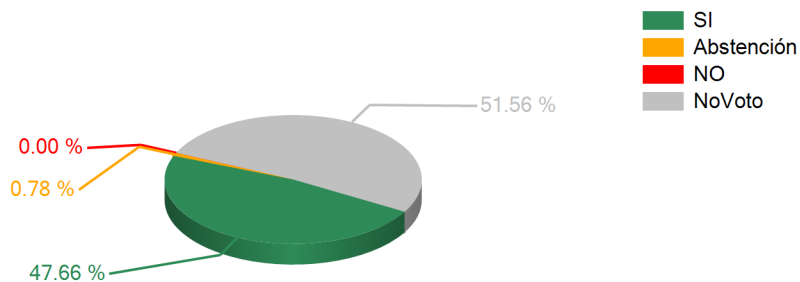
SESION ORDINARIA DIA JUEVES 17 DE ENERO 2013

17/01/2013 12:28 p.m.

TEMA

Art.18 Dict. LEY DE FOMENTO PARA LA LECTURA Y EL LIBRO

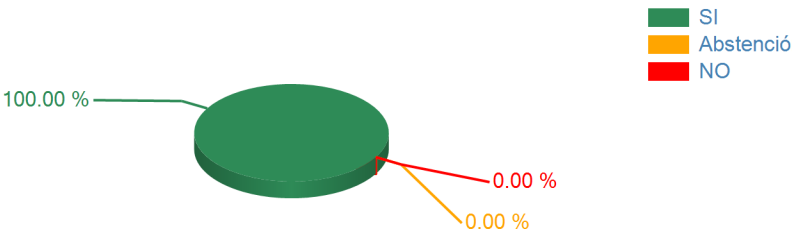
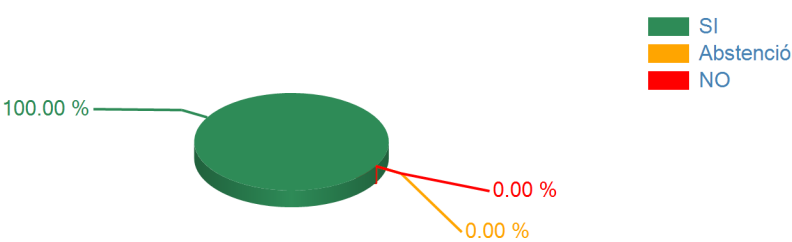
RESULTADOS TOTALES



| | |
|-----------------------|-----|
| SI | 61 |
| ABSTENCION | 1 |
| NO | 0 |
| NO VOTARON | 66 |
| DIPUTADOS AUTORIZADOS | 128 |

ARTICULO APROBADO

Resultados Individuales por Representante

| Nombre del Representante | SI | Abstención | NO |
|--|----|------------|----|
| Democracia Cristiana DC | | | |
| Sadia Yarardín Argueta Hernández | 1 | | |
| Augusto Domingo Cruz Asensio | 1 | | |
| Orle Aníbal Solís Meráz | 1 | | |
| Democracia Cristiana DC Resultados x Partido  | 3 | | |
| Partido Innovación y Unidad PINU | | | |
| Mario Ernesto Rivera Vásquez | 1 | | |
| Partido Innovación y Unidad PINU Resultados x Partido  | 1 | | |



| Partido Liberal | | | |
|---|----|---|--|
| Fabián Discua Carranza | 1 | | |
| Marcio Junior Vega Pinto | 1 | | |
| Ángel Darío Banegas Leiva | 1 | | |
| Carlos Antonio Martínez Zepeda | 1 | | |
| Norma Haydee Calderón Arias | 1 | | |
| Ramiro Adalid Chacón Ferrufino | 1 | | |
| Marco Antonio Andino Flores | 1 | | |
| Felipe Zúniga del Cid | 1 | | |
| José Teofilo Enamorado Cárcamo | 1 | | |
| Luis Rigoberto Santos Portillo | 1 | | |
| Víctor Rolando Sabillón Sabillón | 1 | | |
| Jesús Dagoberto Perdomo Chávez | 1 | | |
| José Tomás Ponce Posas | 1 | | |
| Sandra Evelin Figueroa Banegas | | 1 | |
| Gerardo Antonio Mata | 1 | | |
| Elvis Edgardo Lemus España | 1 | | |
| Deysy Isabel Suazo Maradiaga | 1 | | |
| Lidia Rosa Rodríguez Baca | 1 | | |
| Salvador Videsmundo Cabrera Reyes | 1 | | |
| Francis Javier Hernández | 1 | | |
| José Naún Gámez Cárcamo | 1 | | |
| Raúl Edgardo Cerna Sinclair | 1 | | |
| Sonia Argentina Fajardo Regalado | 1 | | |
| Sandra Elizabeth Bardales Torres | 1 | | |
| Partido Liberal Resultados x Partido | 23 | 1 | |
| Partido Nacional | | | |
| Rodolfo Irías Navas | 1 | | |
| Marcio René Espinal Cardona | 1 | | |
| Oscar Ramón Nájera | 1 | | |
| José María Martínez Valenzuela | 1 | | |
| Wilfredo Bustillo Castellanos | 1 | | |
| Julio César Gámez Interiano | 1 | | |
| Alberto Chedrani Castañeda | 1 | | |



| | | | |
|--|-----------|--|--|
| Welsy Milena Vásquez López | 1 | | |
| Lorena Enriqueta Herrera Estévez | 1 | | |
| Eliseo Noel Mejía Castillo | 1 | | |
| Victoria Carrasco García | 1 | | |
| Juan Francisco Argeñal Espinal | 1 | | |
| Mauricio Oliva Herrera | 1 | | |
| Fredy Espinoza Mondragón | 1 | | |
| José Celín Discua Elvir | 1 | | |
| María Teresa Chávez Lezama | 1 | | |
| Abraham Kafati Díaz | 1 | | |
| Luís Berrios Segovia | 1 | | |
| Martha Concepción Figueroa Torrez | 1 | | |
| Carlos Humberto Bonilla Aguiriano | 1 | | |
| Ramón Eudoro Chacón Cruz | 1 | | |
| Rafael Orlando Monge Reyes | 1 | | |
| Allan Wilmer Aguiriano | 1 | | |
| Maynor Huberto Pinto Valle | 1 | | |
| María Emerita Bardales Hernández | 1 | | |
| Rodimiro Mejía Merino | 1 | | |
| Mario Guillermo Aguilar Izaguirre | 1 | | |
| José Ángel Herrera Barahona | 1 | | |
| Alexis Danilo Trejo Hernández | 1 | | |
| Raúl Edgardo Bulnes Barahona | 1 | | |
| Abraham Alvarenga Urbina | 1 | | |
| Jeffrey Alexander Flores Cavaría | 1 | | |
| Roberto Hawit Medrano | 1 | | |
| Partido Nacional Resultados x Partido | 33 | | |

The pie chart displays the voting results for the Partido Nacional. It is divided into three segments: a large green segment representing 'SI' at 100.00%, a very small yellow segment representing 'Abstención' at 0.00%, and another very small red segment representing 'NO' at 0.00%.



| Partido Unificación Democrática UD | | | | | | | | | | | |
|--|------------|------------|----|----------|------------|--------|----|--------|---|--|--|
| Miguel Fernando Ruíz Rápalo | 1 | | | | | | | | | | |
| <p align="center">Partido Unificación Democrática UD</p> <p align="center">Resultados x Partido</p> <p>The pie chart displays the following data:</p> <table border="1"> <tr> <th>Respuesta</th> <th>Porcentaje</th> </tr> <tr> <td>SI</td> <td>100.00 %</td> </tr> <tr> <td>Abstención</td> <td>0.00 %</td> </tr> <tr> <td>NO</td> <td>0.00 %</td> </tr> </table> | Respuesta | Porcentaje | SI | 100.00 % | Abstención | 0.00 % | NO | 0.00 % | 1 | | |
| Respuesta | Porcentaje | | | | | | | | | | |
| SI | 100.00 % | | | | | | | | | | |
| Abstención | 0.00 % | | | | | | | | | | |
| NO | 0.00 % | | | | | | | | | | |