

Votaciones

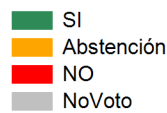
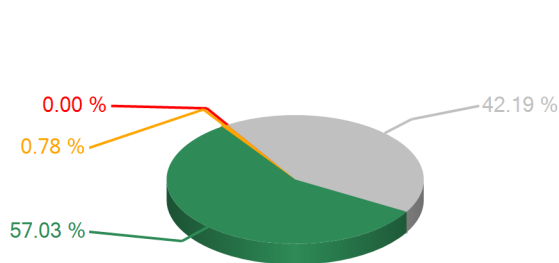
SESION ORDINARIA DIA MIÉRCOLES 20 DE MARZO 2013

20/03/2013 04:10 p.m.

TEMA

Art.4 Dict.Ley del Colegio de Profesionales Aeronáuticos de Honduras

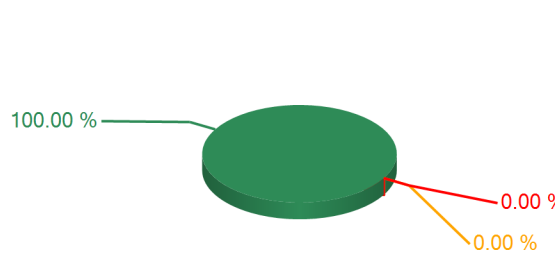
RESULTADOS TOTALES



| | |
|-----------------------|-----|
| SI | 73 |
| ABSTENCION | 1 |
| NO | 0 |
| NO VOTARON | 54 |
| DIPUTADOS AUTORIZADOS | 128 |

ARTICULO APROBADO

Resultados Individuales por Representante

| Nombre del Representante | SI | Abstención | NO |
|---|----|------------|----|
| Democracia Cristiana DC | | | |
| Lorenza del Carmen Aguilar Galeano | 1 | | |
| <p style="text-align: center;">Democracia Cristiana DC Resultados x Partido</p>  | | | |
| Partido Liberal | | | |
| Fabián Discua Carranza | 1 | | |
| María Bertilia Zepeda Lagos | 1 | | |
| Santos David Betancourt | | 1 | |
| Ramiro Adalid Chacón Ferrufino | 1 | | |
| Jarriet Waldina Paz | 1 | | |
| Felipe Zúniga del Cid | 1 | | |
| Manuel Iván Fiallos Rodas | 1 | | |
| Luís Rigoberto Santos Portillo | 1 | | |
| Elman Joel Sandoval Sabonge | 1 | | |
| José Tomás Ponce Posas | 1 | | |



| | | | |
|--|----|---|--|
| Juan Matamoros Torres | 1 | | |
| Consuelo Bautista Díaz | 1 | | |
| Santos Rolando Ramos Salgado | 1 | | |
| Juan Carlos Martínez | 1 | | |
| Adela Palacios Iraches | 1 | | |
| Marco Antonio Gosselin Andrade | 1 | | |
| Sonia Argentina Fajardo Regalado | 1 | | |
| Mario Ulises Bustamante Carcomo | 1 | | |
| Sandra Elizabeth Bardales Torres | 1 | | |
| Enrique Orlando Cano Palma | 1 | | |
| Partido Liberal Resultados x Partido | 19 | 1 | |
| <p>Legend: ■ SI ■ Abstención ■ NO</p> | | | |
| Partido Nacional | | | |
| Daniel Flores Velásquez | 1 | | |
| Carlos Ramón Aguilar Guifarro | 1 | | |
| Denis Roberto Velásquez Yanes | 1 | | |
| Wilfredo Bustillo Castellanos | 1 | | |
| Jorge Humberto Pinto Portillo | 1 | | |
| Julio César Gámez Interiano | 1 | | |
| Héctor Guillermo Guillén Gómez | 1 | | |
| Roxana Geraldina González | 1 | | |
| Brenda Mercedes Flores Serrano | 1 | | |
| Eliseo Noel Mejía Castillo | 1 | | |
| Victoria Carrasco García | 1 | | |
| Gladys Bernarda Casco Cruz | 1 | | |
| Mauricio Oliva Herrera | 1 | | |
| Yessenia Coely Zelaya Galeas | 1 | | |
| José Celín Discua Elvir | 1 | | |
| María Teresa Chávez Lezama | 1 | | |
| Ricardo Antonio Díaz Aceituno | 1 | | |
| Leonel Alejandro Giannini Espinal | 1 | | |
| Juan Fernando Lobo Pineda | 1 | | |
| Maylo Wood Granwell | 1 | | |
| Elden Vásquez | 1 | | |
| Gladis Aurora López Calderón | 1 | | |



| | | | |
|--|----|--|--|
| Luís Berrios Segovia | 1 | | |
| Luís Javier Menocal Funes | 1 | | |
| Martha Concepción Figueroa Torrez | 1 | | |
| Donaldo Ernesto Reyes Avelar | 1 | | |
| Mario Alonso Pérez López | 1 | | |
| Ana Julia García Villalobos | 1 | | |
| José Tomas Zambrano Molina | 1 | | |
| Oscar Orlando Burgos | 1 | | |
| Juan Carlos Molina Puerto | 1 | | |
| Erick Ricardo Amador Aguilera | 1 | | |
| Marta Luisa Chávez Aguilar | 1 | | |
| Carlos Humberto Bonilla Aguiriano | 1 | | |
| Juana Esperanza Mejía Bonilla | 1 | | |
| Rafael Orlando Monge Reyes | 1 | | |
| Allan Wilmer Aguiriano | 1 | | |
| Edgardo Pineda Madrid | 1 | | |
| Feisal Musa Canahuati Gabrie | 1 | | |
| Marco Antonio Handal Cubero | 1 | | |
| María Emerita Bardales Hernández | 1 | | |
| Rodanin Peralta Estrada | 1 | | |
| Reina Emperatriz Flores | 1 | | |
| Agustín German Lagos | 1 | | |
| Sara Ismela Medina Galo | 1 | | |
| Mario Guillermo Aguilar Izaguirre | 1 | | |
| Mario Alfredo Pinel Rosales | 1 | | |
| Raúl Edgardo Bulnes Barahona | 1 | | |
| Gonzalo José Rivera Medrano | 1 | | |
| Roger Danilo Alcántara Pérez | 1 | | |
| Roberto Hawit Medrano | 1 | | |
| Nahín Urbina Urtecho | 1 | | |
| Partido Nacional Resultados x Partido | 52 | | |

The pie chart displays the following data:

| Respuesta | Porcentaje |
|------------|------------|
| SI | 100.00 % |
| Abstención | 0.00 % |
| NO | 0.00 % |



| Partido Unificación Democrática UD | | | | | | | | | | | |
|--|------------|------------|----|----------|------------|--------|----|--------|---|--|--|
| Héctor Darío Martínez Soliz | 1 | | | | | | | | | | |
| <p align="center">Partido Unificación Democrática UD</p> <p align="center">Resultados x Partido</p> <p>The pie chart displays the following data:</p> <table border="1"> <thead> <tr> <th>Respuesta</th> <th>Porcentaje</th> </tr> </thead> <tbody> <tr> <td>SI</td> <td>100.00 %</td> </tr> <tr> <td>Abstención</td> <td>0.00 %</td> </tr> <tr> <td>NO</td> <td>0.00 %</td> </tr> </tbody> </table> | Respuesta | Porcentaje | SI | 100.00 % | Abstención | 0.00 % | NO | 0.00 % | 1 | | |
| Respuesta | Porcentaje | | | | | | | | | | |
| SI | 100.00 % | | | | | | | | | | |
| Abstención | 0.00 % | | | | | | | | | | |
| NO | 0.00 % | | | | | | | | | | |